

# Explosion Proof Sounder Range

## ZT-SD150 Ex Sounder (horn)



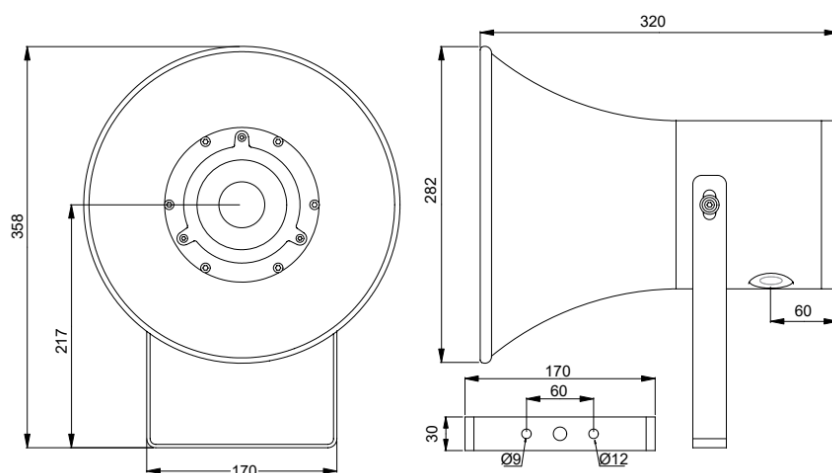

The flameproof ZT-SD150 sounder (horn) is ATEX / IECEx certified for use in potentially explosive atmospheres and provides loud warning sounds to signal alarms in tough hazardous area applications. It quickly alerts personnel to potential dangers, or signals the need for immediate action in emergency situations. It is constructed from GRP.

**ATEX / IECEx Certification:** ATEX Zone 1 and Zone 2 Certified for gas / vapour and Zone 21 and Zone 22 compliant for dust / powder applications.

**Application:** Oil and gas, chemical, petrochemical, pharmaceutical, marine and offshore applications.

**Key features:** The explosion proof sounder (horn) can be set with up to three tones among 59 prerecorded tones (according to user control system). Pausing of the signal can be done by an external switch. Robust and highly reliable, the Ex sounder (horn) is designed for corrosive environments and hazardous areas. Housing is moulded in Glass-Reinforced Polyester (GRP), protected by a UV resistant paint. The mounting bracket is 316L Stainless steel.


**Options:** A range of accessories is available to customise this ATEX / IECEx sounder / horn. These include pipe mounting brackets, sunshades, tag and duty labels and other accessories.

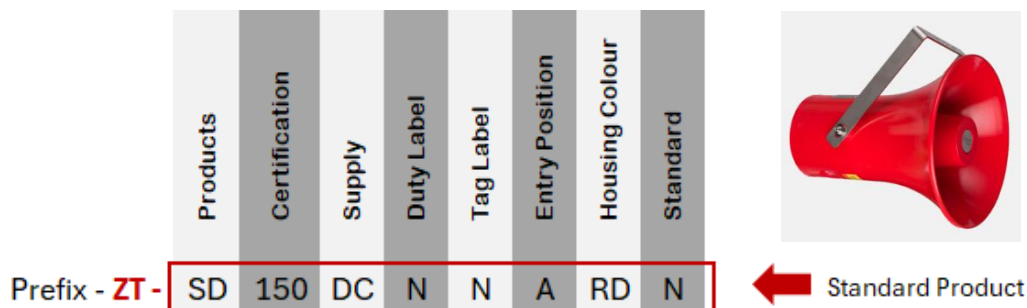


# Explosion Proof Sounder Range

## ZT-SD150 Ex Sounder (horn)



MATERIAL	• <b>Enclosure:</b> Glass-Reinforced Polyester (GRP) • <b>Bracket:</b> Stainless steel 316L
COLOUR	• RED : RAL3001/RAL3028 • YELLOW : RAL1018 • BLUE : RAL5005 • BLACK : RAL9005 • GREEN : RAL6032 • GREY : RAL7038 • ORANGE : RAL2010
INGRESS PROTECTION	• IP66/67
AMBIENT TEMPERATURE FOR OPERATION	• <b>T6</b> = - 40°C ~ + 55°C , <b>T5</b> = - 40°C ~ + 60°C, <b>T4</b> = - 40°C ~ + 70°C
CERTIFICATION	• <b>Nemko</b> 13 ATEX 1562X, IECEx NEM 13.0032X
EX CODE	 • II 2 GD Ex d IIC T4 ~ T6 Gb • Ex tb IIIC T135°C ~T85°C
STANDARD	• EN / IEC 60079-0, EN / IEC 60079-1, EN / IEC 60079-31
ATEX AREA ZONE	• <b>Gas zone:</b> 1 & 2 <b>Dust zone:</b> 21 & 22
AMBIENT HUMIDITY*	• until 95%*
POWER SUPPLY	• 12-48V DC • 100-240V AC (50/60hz)
RATED IMPULSE WITHSTAND VOLTAGE	• 1kV following IEC 61000-4-5
CONSUMPTION	• Adjustable from 5 to 25 W (factory setting 20W)
CURRENT CONSUMPTION	• 0.5 to 1 A
SIGNALLING TYPE	• 59 tones siren. Specific customer tones can be recorded in factory
NOISE LEVEL	• Until 115 dB at 1 m
CABLES ENTRY	• 2 x M20, 1 x M25 + 1 x M20, 1 x 1/2" NPT + 1 x M20, 1 x 3/4" NPT + 1 x M20
TERMINAL	• From 22 to 14 AWG - from 0.50 mm² to 2.5 mm²
NET WEIGHT	• 6.4 Kg



**SD** ~ SOUNDER

**150** ~ HAZARDOUS AREA

**DC** ~ 12 - 48V DC

**AC** ~ 100 - 240V AC

**Y** ~ YES (see list)

**N** ~ NO

**Y** ~ YES (see list)

**N** ~ NO

**N** ~ N/A

**RD** ~ ● RED

**YW** ~ ● YELLOW

**BU** ~ ● BLUE

**BL** ~ ● BLACK

**GN** ~ ● GREEN

**GY** ~ ○ GREY

**OJ** ~ ● ORANGE

**OR** ~ ○ OTHER

**A** ~ 2x M20 x 1.6

**B** ~ 2x M25 x 1.5 (via Adaptor)

**C** ~ 2x 1/2" NPT (via Adaptor)

**D** ~ 2x 3/4" NPT (via Adaptor)

# Explosion Proof Sounder Range

## ZT-SD150 Ex Sounder (horn)



CONDUIT ACCESSORIES	
M20 316L St. St Exd conduit plug	SPARE3060009
St. St Exd cable gland 10-16mm	SPARE3060109
½" NPT St. St. conduit adaptor	SPARE3060106
St. St Exd cable gland 7-12mm	SPARE3060108
M25 St. St. conduit adaptor	SPARE3060105
¾" NPT St. St. conduit adaptor	SPARE3060107

CONDUIT ACCESSORIES	
M20 NPB Exd conduit plug	SPARE3060008
NPB Exd cable gland 10-16mm	SPARE3060018
½" NPT NPB conduit adaptor	SPARE3060019
NPB Exd cable gland 7-12mm	SPARE3060108
M25 NPB conduit adaptor	SPARE3060105
¾" NPT NPB conduit adaptor	SPARE3060002

Meaning of lens colour usage in the international standard (IEC 60073)			
Colour	Meaning	Action	Example
● RED	EMERGENT	Dangerous state. Take immediate action.	Pressure/Temperature beyond the safe state - Shutdown due to the action of protective devices - Fire alarm - Equipment failure alarm
● AMBER ● YELLOW	ABNORMAL	Abnormal state, near the critical status	Pressure/Temperature above the normal range - Protective device released - Toxic and harmful gases release alarm
● GREEN	SAFE	Normal state	Pressure/Temperature in normal state - Automatic control system is operating normally
● BLUE	MANDATORY	Requires operator's action	Emergency evacuation - Abandon rescue and escape - Abandon platform or abandon ship - Enter the command
○ CLEAR	NO SPECIAL SIGNIFICANCE	If uncertainty for other colors, clear is allowed to be used	General information - Can't exactly use red, yellow, green or blue - Used for the implementation of command - Indicate the measured values