

A Versatile, Multiple Loop, Multi Configuration Control Panel

The SmartConnect Multiloop panel is the most versatile, modular control panel with a wide range of plug & play modules to achieve a vast range of project solutions. The SmartConnect Multiloop range is available in 3 sizes, these are the SMART6, SMART10 & SMART26. The number referenced in the code refers to the number of plug & play ports available inside each panel, these ports allow a quick connect solution to any SmartConnect Multiloop Module. Flexibility not only in the system design but also in the installation.

EN54 parts 2 & 4 approved, this multifunctioning range of panels will provide the perfect solutions for any system configuration, just allow the system to build itself, **it's that simple**



Pictured: SMART10

Description

The Smart Connect Panels are powerful and sophisticated, offering the flexible choice of system configuration via plug and play ports to adapt to a wide variety of applications.

Key Features

- TCP IP interface and alarm manager interface
- Modular Construction allows a panel to be specified using just the required modules
- 4.3 inch Colour touch screen display
- LED Zone Front of panel indication
- Full case & effect programming via front panel
- Up to 64 panel peer-2-peer network

Flexibility is the key....

A wide range of modules are available to utilise, in any quantity and any configuration

A range of interchangeable panel modules designed to be DIN mounted inside the SmartConnect panels, allowing different configuration arrangements when designing the requires system

Modules Available:

Single Loop Card, Alarm Circuit , Network, Multi Relay, Multi Input, Multi Zone Monitor, TCP/IP, RS323 Printer



Din Rail mounted, the modules fit easily and precisely inside the panel, interfacing via a simple plug & play RJ45 connections with Cat 6 cable (supplied)



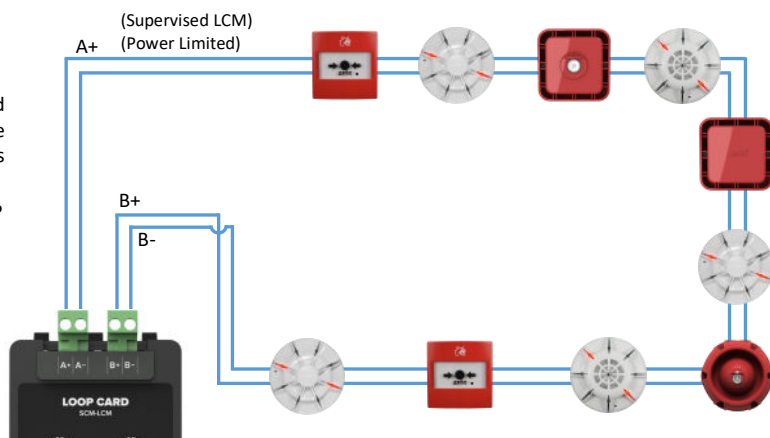
Smart10 internal panel view

SCM-LCM Loop Card Module (MKII)



The SCM-LCM module provides power for and handles communications to analogue addressable devices. The LCM continuously monitors the status of all the loop devices and displays their status. The loop devices can be addressed via an 8 way DIP switch or they can be soft addressed using the MKII-TOOL handheld programming tool.

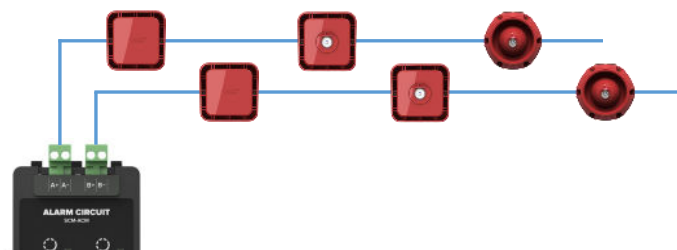
- Supports up to 250 addresses
- "HeartBeat LED" that shows communication between the module and the motherboard
- 450mA max load (at 20 ohms loop resistance)
- Double address detection



SCM-ACM Alarm Circuit Module



The SCM-ACM provides power for and handles communications to the conventional sounder & strobe appliances. It has 2 Class B circuits with the ability of powering up to a maximum 500mA per circuit.



SCM-NM Network Module



The SCM-NM module ensures the Smart Connect system network has the facility to monitor, indicate and control the functions of a fire alarm installation, thus allowing signals to be distributed around a large site.

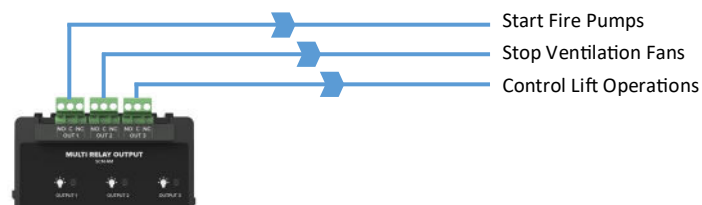
The Network will accommodate up to 64 nodes



SCM-RM Relay Output Module



The SCM-RM has 3 onboard relays which can be typically used to control additional auxiliary equipment. Each relay can be programmed to activate on alarm, supervisory, or trouble.

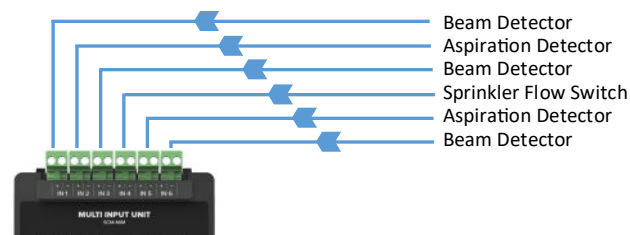


SCM-MIM Multi Input Module



The SCM-MIM has six class B inputs that are commonly used to monitor and raise alarms from any specific ancillary equipment.

Each Input is monitored for open or short circuits and can also be programmed to give a supervisory or alarm signal when active.

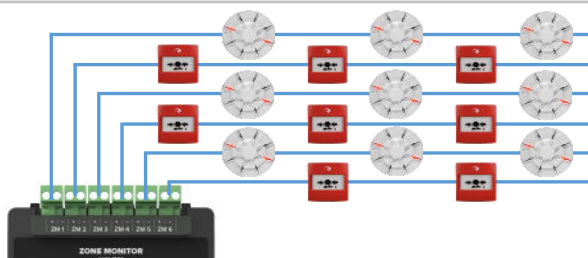


SCM-ZMM Zone Monitor Module



The SCM-ZMM is a Class B six zone monitor module that is designed to be DIN mounted inside a Smart Connect control panel.

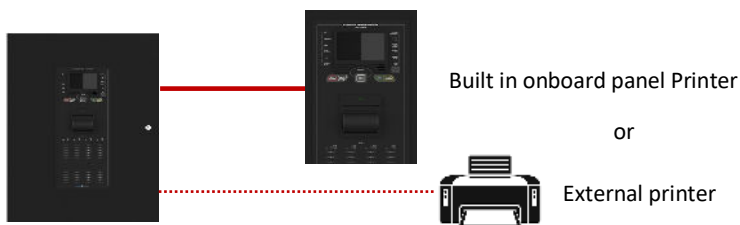
Allows 32 devices per zone



SCM-PM Printer Module



The SCM-PM is a RS232 module gives the ability to interface to RS232 serial equipment and devices. This is most commonly used to connect to a desktop printer for real time event log printing.



SCM-LAN TCP/IP Module



The SCM-LAN module provides the interface allowing connection into a Local area network (LAN).

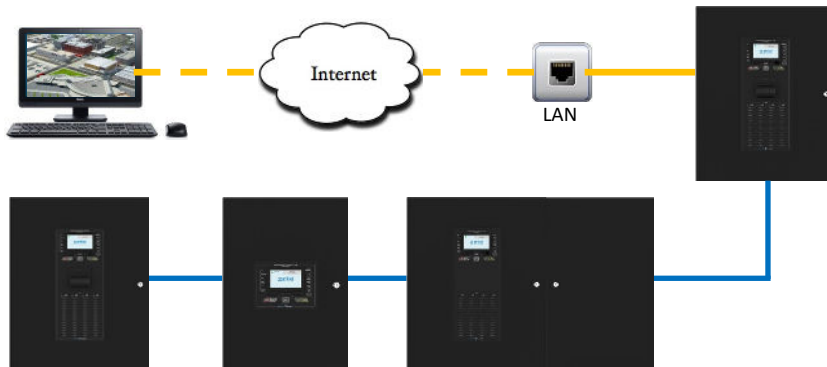
Data Alarm Manager

The main operating software is available in two size options, which gives the end user the option to monitor a 1–10 panel network, or a 1–64 panel network. Configuration of the system is carried out using the Editor software. This is used for creating the system maps, devices location text and more complex setups.

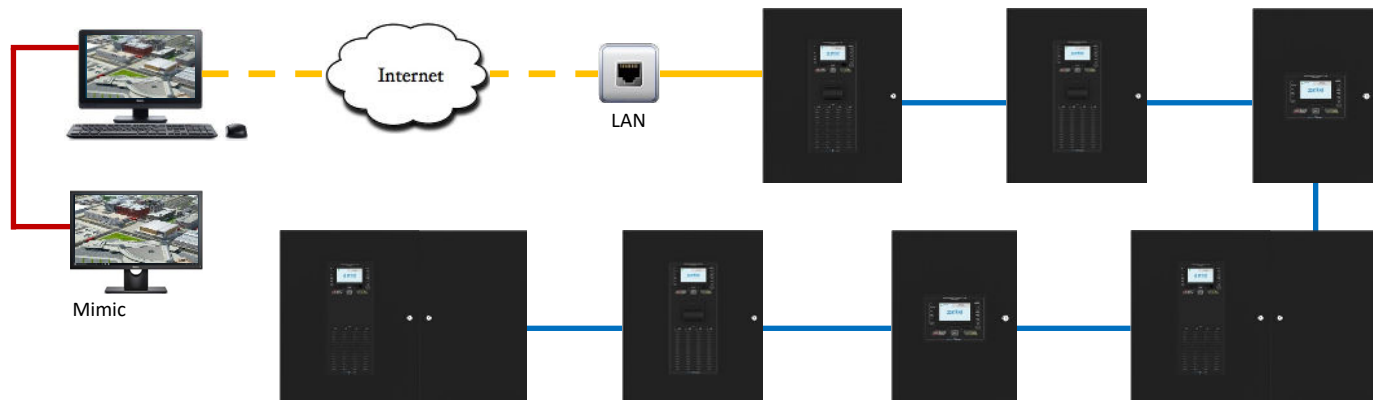
Data Log Manager.

The Smart Connect Multi Module system can be linked via a PC graphics system called **Datalog Alarm Manager** using the SCM-LAN Module required in each panel.

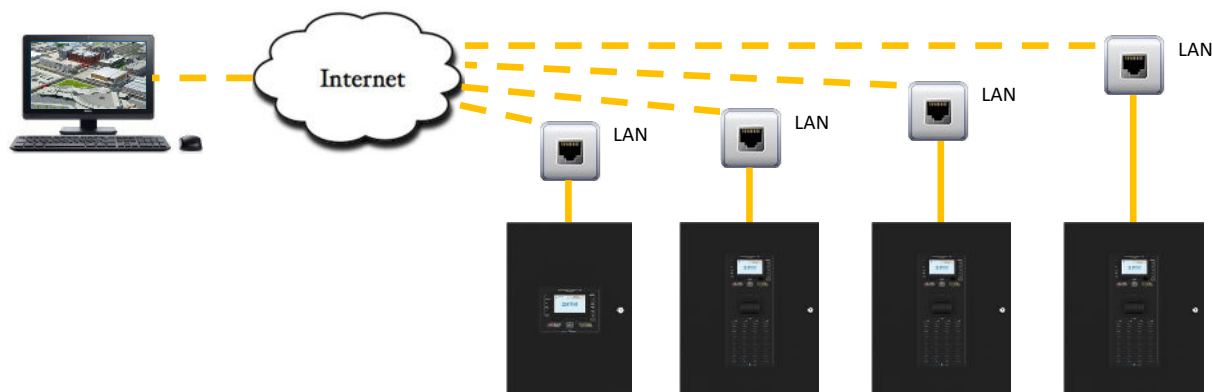
For connection from 1-10 panels with hard wired RS485 network



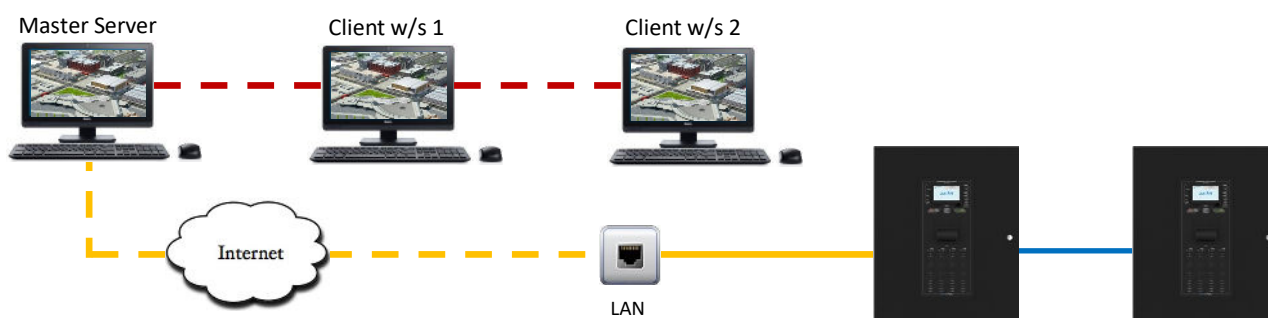
For connection from 1-64 panels with hard wired RS485 network



For connection with individual panels




Master Client Network - The Master / Client network available on request




Module Configuration Options - When mounting inside the panel

SMART6 & SMART6/32

Top Row - Din Rail Mount



Bottom Row - Din Rail Mount




SMART10/64 & SMART10/P/64

Top Row - Din Rail Mount





Bottom Row - Din Rail Mount





SMART26/64 & SMART26/P/64


Top & Bottom Rows - Din Rail Mount



Top Row Only - Din Rail Mount



Bottom Row Only - Din Rail Mount



System Configuration Options



Fire Alarm system required that will allow:

- 4 detection loops with a maximum of 200 devices per loop.
- 2 sounder circuits to run 6 sounder/strobes.
- 2 Repeater panels
- Panel is required to interface with:
HVAC system, Emergency telephone system & Control a single lift

4 x Loops



- Up to 250 devices per loop

2 x Sounder Circuits



- Up to 500mA per circuit

2 x Repeater Panels



- Repeater Panels require network interface

3 Control Outputs - HVAC, Lift Control & Emergency telephone



- Up to 3 Relay outputs available

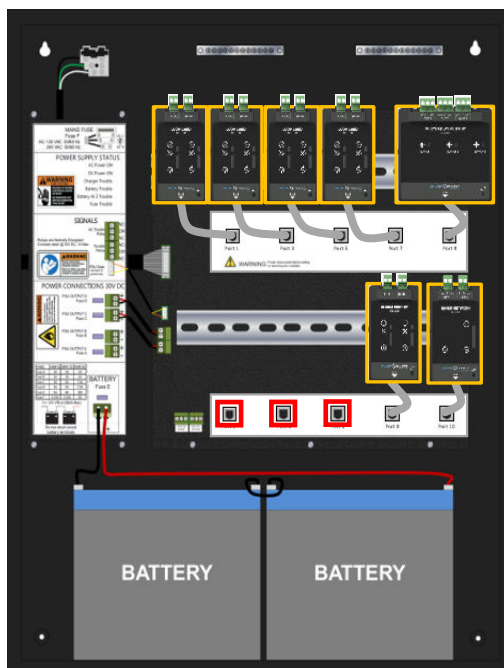
Available Panels:

SMART6	6 port panel
SMART6/32	6 port panel with 32 LED indication
SMART10/64	10 port panel with 64 LED indication
SMART10/P/64	10 port panel with printer & 64 LED indication
SMART26/64	26 port panel with 64 LED indication

Panel Requirement:

7 x SmartConnect Multiloop Modules required (This requires a minimum of 7 plug and play ports).

Panel Selected: SMART10/64



Loop 1
Loop 2
Loop 3
Loop 4

Alarm Circuit 1
Alarm Circuit 2

HVAC
Lift Control
Emergency Telephone System

SMART/REP

SMART/REP

- Required Modules for configuration
- Available Ports to add modules