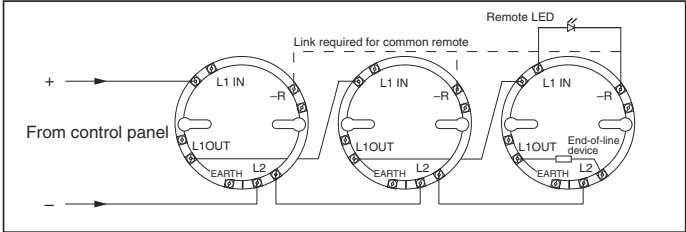


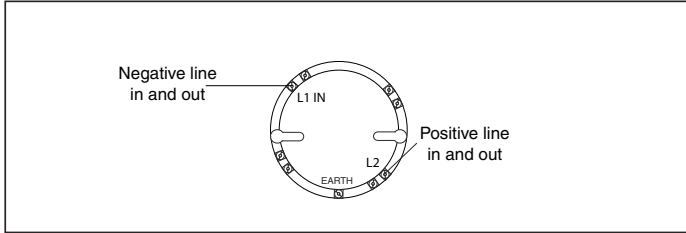


**Fyreye Common Base**  
**Part Number: 45681-200GLT**



Conventional schematic wiring diagram of detector circuit

Earth terminal is provided for easier installation. It is not required by the detector head.



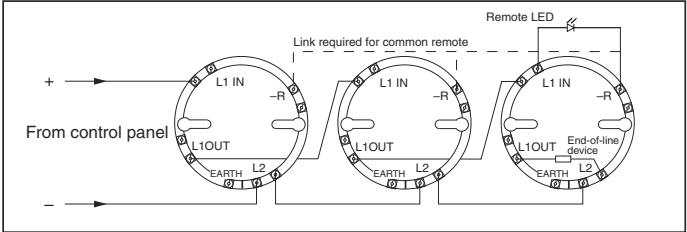
Addressable schematic wiring diagram of detector circuit

Note: Polarity must be observed on detector as indicated on schematic wiring diagram. Earth terminal is provided for easier installation. It is not required by the detector head.

ZETA Alarm Systems, Detection House, 72-78 Morfa Road, Hafod, Swansea, SA1 2EN, UK  
Tel: (01792) 455175 Fax: (01792) 455176

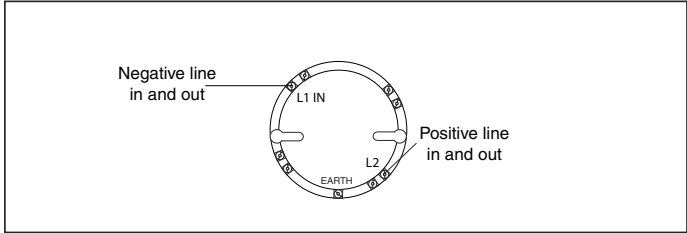


**Fyreye Common Base**  
**Part Number: 45681-200GLT**



Conventional schematic wiring diagram of detector circuit

Earth terminal is provided for easier installation. It is not required by the detector head.



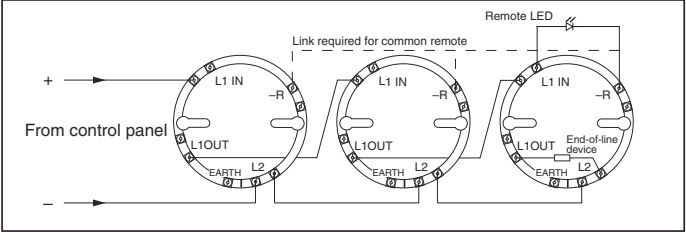
Addressable schematic wiring diagram of detector circuit

Note: Polarity must be observed on detector as indicated on schematic wiring diagram. Earth terminal is provided for easier installation. It is not required by the detector head.

ZETA Alarm Systems, Detection House, 72-78 Morfa Road, Hafod, Swansea, SA1 2EN, UK  
Tel: (01792) 455175 Fax: (01792) 455176

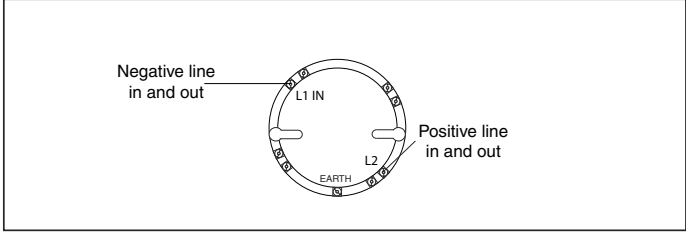


**Fyreye Common Base**  
**Part Number: 45681-200GLT**



Conventional schematic wiring diagram of detector circuit

Earth terminal is provided for easier installation. It is not required by the detector head.



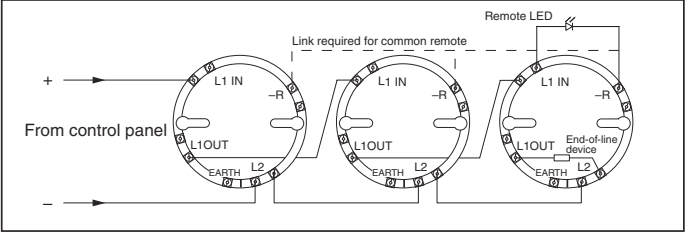
Addressable schematic wiring diagram of detector circuit

Note: Polarity must be observed on detector as indicated on schematic wiring diagram. Earth terminal is provided for easier installation. It is not required by the detector head.

ZETA Alarm Systems, Detection House, 72-78 Morfa Road, Hafod, Swansea, SA1 2EN, UK  
Tel: (01792) 455175 Fax: (01792) 455176

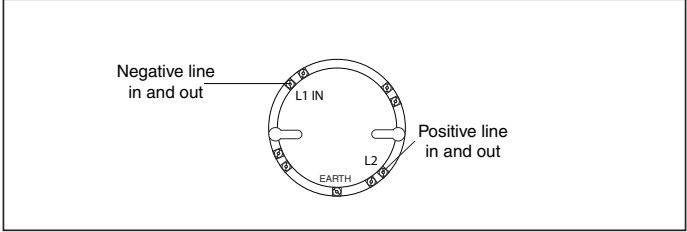


**Fyreye Common Base**  
**Part Number: 45681-200GLT**



Conventional schematic wiring diagram of detector circuit

Earth terminal is provided for easier installation. It is not required by the detector head.



Addressable schematic wiring diagram of detector circuit

Note: Polarity must be observed on detector as indicated on schematic wiring diagram. Earth terminal is provided for easier installation. It is not required by the detector head.

ZETA Alarm Systems, Detection House, 72-78 Morfa Road, Hafod, Swansea, SA1 2EN, UK  
Tel: (01792) 455175 Fax: (01792) 455176